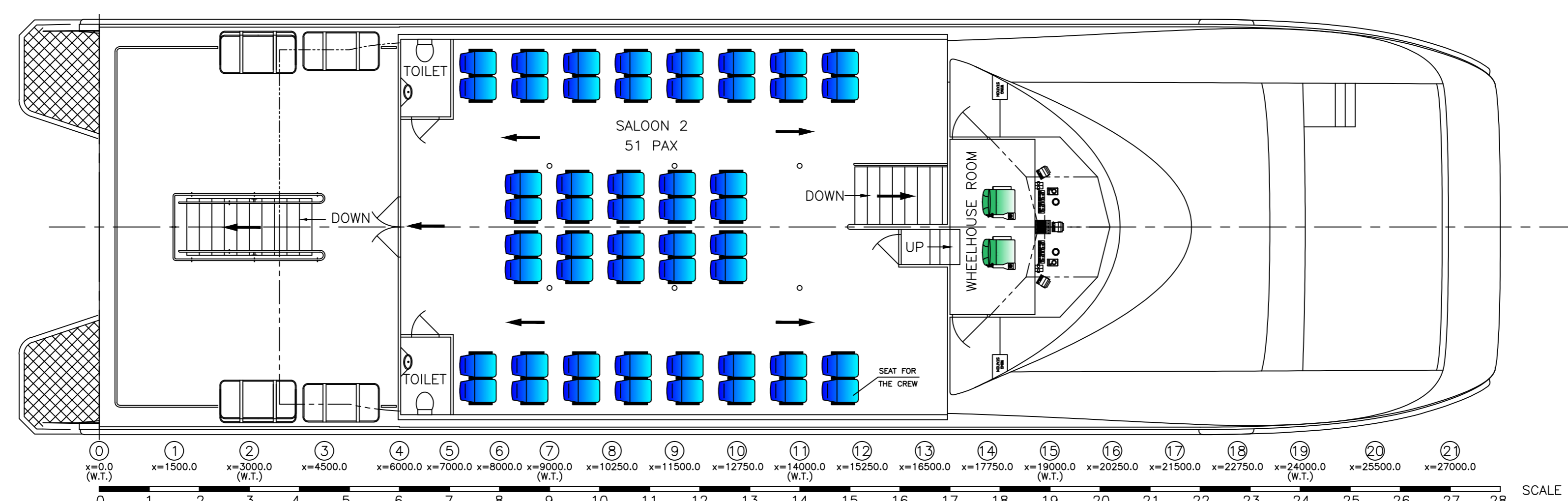
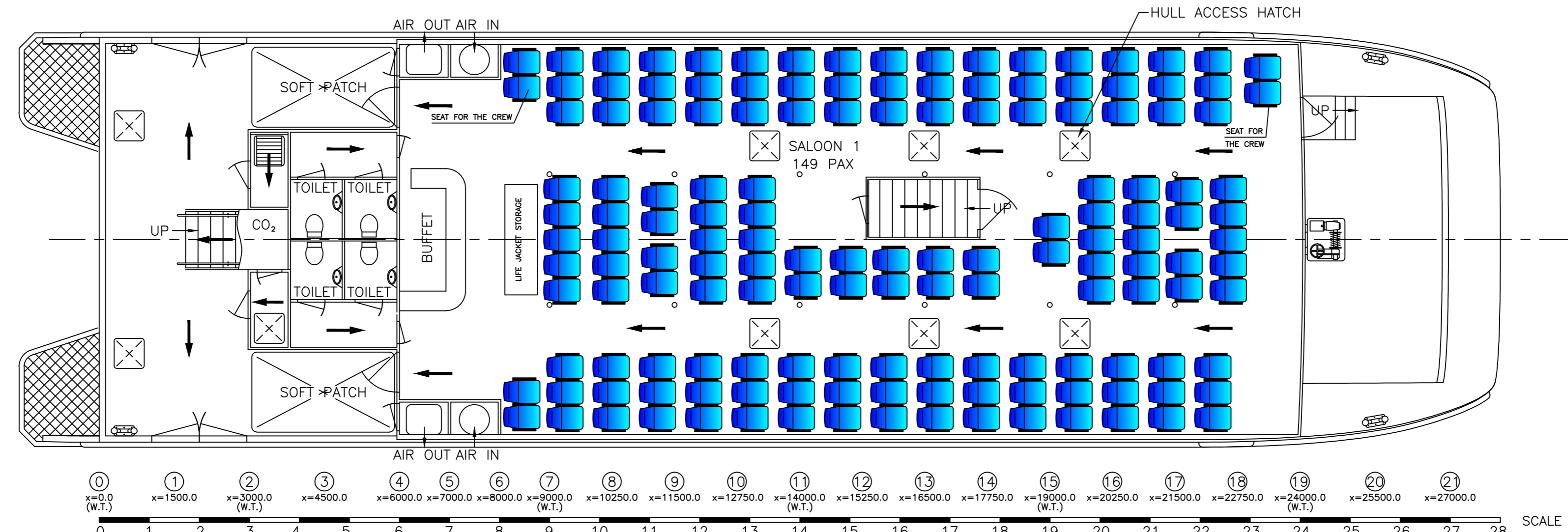


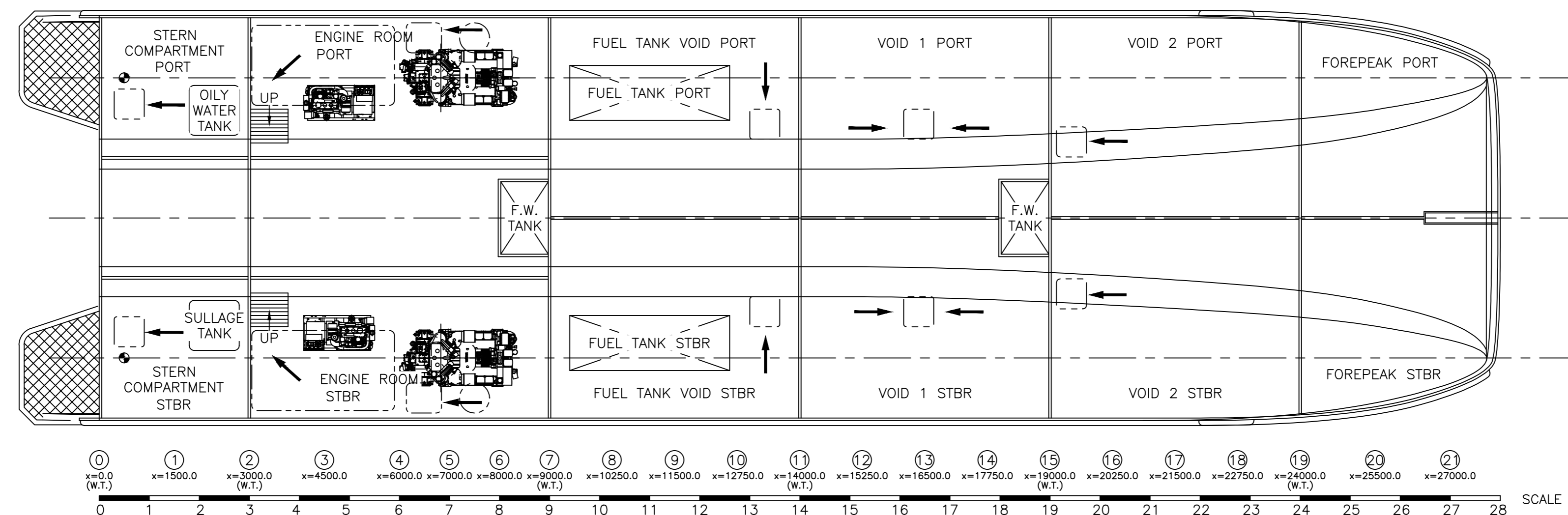
PROFILE



1ST TIER SUPERSTRUCTURE DECK



UPPER DECK



HULL PLAN

K	REV PER CLASS SOCIETY COMMENTS	B.E.	27.05.13
J	REV PER CLASS SOCIETY COMMENTS	B.E.	27.01.12
I	REV PER CLASS SOCIETY COMMENTS	B.E.	05.12.11
H	REV PER CLASS SOCIETY COMMENTS & LIFERAFTS	T.B.	29.06.11
G	UPDATE LIFT RAFT QTY & LOCATION	B.E.	30.05.11
F	UPPER DECK WINDOWS REVISED	P.M.	11.03.11
E	DECK HATCHES REVISED; SEATS REVISED FROM 223-222 TO ALLOW FOR PILLARS	P.M.	13.01.11
D	SEATS REVISED	P.H.	17.12.10
C	UPDATED TO MATCH LINES DRAWING	P.H.	08.12.10
B	RESCUE BOAT ADDED, SEATS REVISED TO 223 TOTAL	SDM	19.11.10
A	LIFERAFTS REVISED	P.H.	19.11.10
-	CONTRACT ISSUE	P.H.	17.10.10
P2	UPDATED TO MATCH LINES DRAWING	P.H.	13.10.10
P1	PRELIMINARY ISSUE	B.E.	23.09.10
NO.	REVISION	DRAWN	DATE

SPECIFICATIONS

OVERALL LENGTH:	29.6m
WATERLINE LENGTH:	26.3m
BEAM OVERALL (excl SPONSONS):	8.30m
BEAM OVERALL (AT DWL):	8.10m
DEPTH (HULL AT DWL):	2.39m
DRAFT (HULL):	3.00m
DRAFT (PROP TIP):	1.3m
PASSENGERS:	200
CREW:	5
FUEL OIL:	2 x 3000l
FRESH WATER:	1 x 1000l
SULLAGE:	1 x 1000l
CONSTRUCTION:	COMPOSITE
HULL:	COMPOSITE
SUPERSTRUCTURE:	COMPOSITE
MAIN ENGINES:	2 x MTU 10V2000

Incat Crowther

PO BOX 204 Newport NSW 2106 Australia
p. +61 2 9450 0447 f. +61 2 9450 0494
info@incatcrowther.com
www.incatcrowther.com

PROPRIETARY INFORMATION - COPYRIGHT All Rights Reserved
In compiling this document, Incat Crowther relies upon information supplied by a number of external sources. The document is supplied on the basis that while Incat Crowther believes all the information in it will be correct at the time of publication, it does not warrant its accuracy or completeness and to the full extent allowed by law excludes liability in contract, tort or otherwise, for any loss or damage sustained by the reader, or by any other person or body corporate arising from or in connection with the supply or use of the whole or any part of the information in this document. Incat Crowther Pty Ltd
ACN 104 658 791

DESIGN			
28m CATAMARAN PASSENGER FERRY			
DESCRIPTION			
GENERAL ARRANGEMENT			
DRAWN	DATE	CHECKED	SCALE
B.E.	23.09.10	P.H.	1 : 75
DESIGN NO.		SHEET No.	
CD342		101	
DIMENSIONS IN MILLIMETRES UNLESS NOTED. DO NOT SCALE			